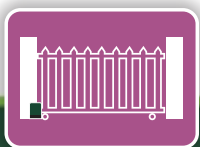




**Invert  
your  
thinking!**



SLIDING GATE OPERATORS



SWING GATE OPERATORS



GARAGE DOOR OPERATORS



REMOTE CONTROLS



INTERCOMS

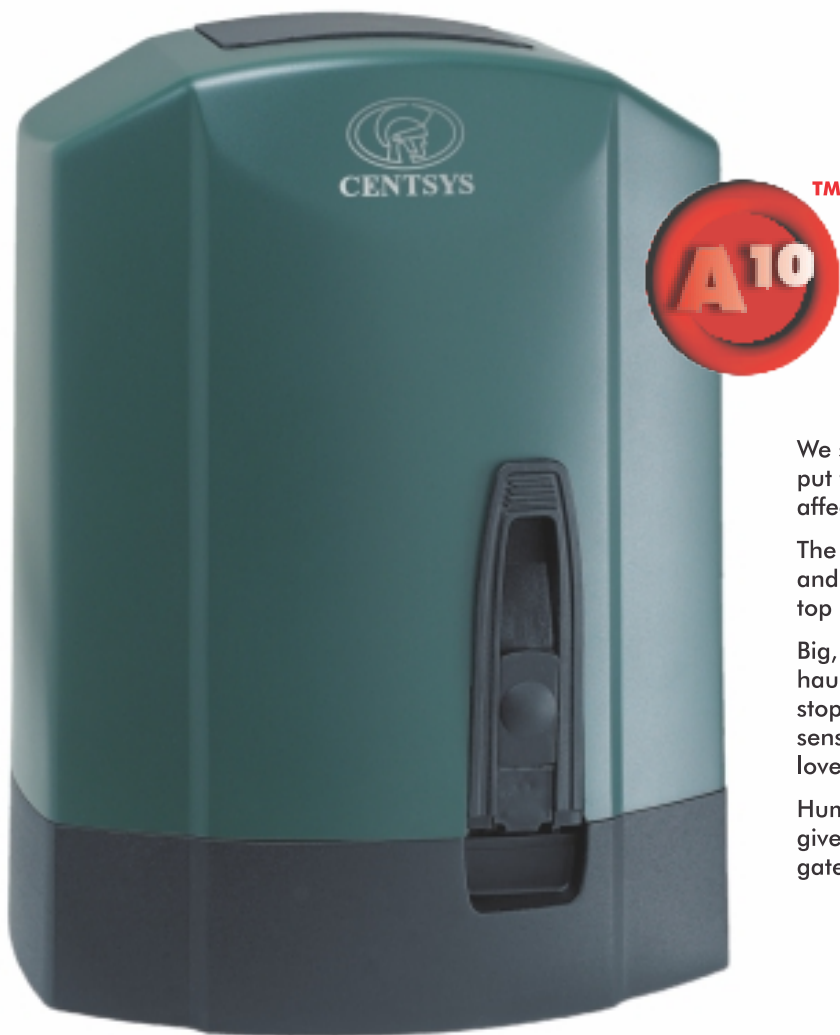


SAFETY BEAMS



KEYPADS





We selected the best parts of our other gate operators, put them all together and bred the monster we affectionately refer to as the **A10**.

The **A10**'s hybrid custom-designed frequency inverter and high torque three-phase motor puts it firmly at the top of the food chain.

Big, strong and anything but dumb, this juggernaut can haul up to a two ton gate – and bring it to a comfortable stop just as easily. Fortunately, this giant is friendly – sensitive anti-crushing control protects your car and loved ones.

Human ingenuity and an almost alien technology have given birth to the **A10** – the natural selection in sliding gate operators.

## Main features



### Smooth and strong


A punier operator would move your big gate very grudgingly – resulting in a lot of rattling and wobbling that takes a serious toll on your system's longevity. The **A10**'s powerful inverter three-phase motor combination treats even the most massive gate like it's a featherweight - moving with a silky smoothness that ensures a long and healthy life.



### Boundless energy

A DC-to-DC converter\* provides reliable battery backup ensuring that during a power failure, your two ton gate doesn't become a two ton wall. Ensuring that you can always get in – but criminals can't.

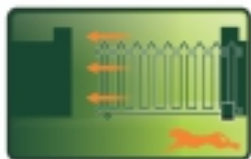
\* DC Converter battery backup module for A10 is an optional extra



### Jam-free manual release

You don't have to be a weightlifter to move your gate. In the highly unlikely event that your **A10** isn't able to perform, an easy to use jam-free manual release allows you to get in or out, without tearing any muscles.

Effortless



## Intelligent speed control

What is power without control? With our intelligent speed control, you can set your gates the way you like them. The **A10** can be set to open a one ton gate at speeds of up to 30 metres per minute (16m/min for a heavier gate) for your security, then close slowly for added safety. If you're worried about someone sneaking in behind you, set your gate to close rapidly – and slam the door on crime.



## Alert and agile

This mighty giant is far from clumsy. The **A10** has the grace of a ballerina. Our DOSS (Digital Origin Seeking System) keeps track of the gate position at all times and ensures pin-point stopping. This reliable positioning makes installation quick and easy and your gate will never overshoot the mark and damage itself. Plus, there are no external limit switches to fit or adjust – the **A10** does everything for you.



## Small appetite

This brute won't devour all of your electricity. The **A10**'s three-phase induction motor runs on single phase power so you won't have to install an expensive power supply just to feed it. Get all the power of three-phase – but pay only for single phase.



## Personality

The **A10** has an operating mode for any application and will feel equally at home operating a townhouse gate or an industrial access point.



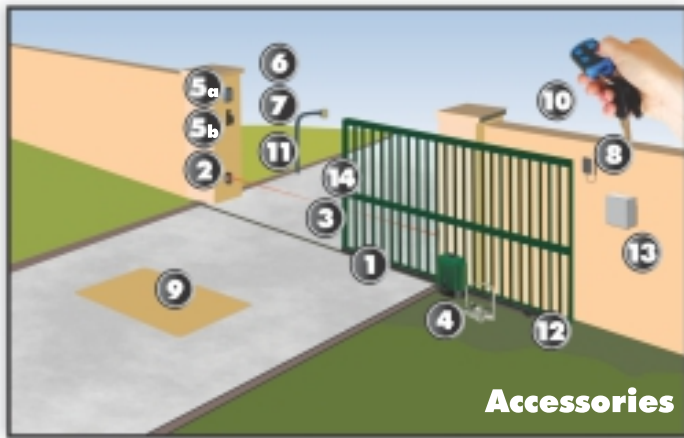
## Staying power

Inertia doesn't exist in the **A10**'s universe. Our **A10** generates starting and running torques that makes other gate operators feel particularly inferior. Our die-cast aluminium gearbox is the very definition of rugged. Being so strong means that you never have to strain – the **A10** will last longer as its parts are never put under any serious stress. The three-phase motor and extremely efficient inverter drive allows the **A10** to operate at duty cycles of up to 80% - so it just keeps on going and is perfect for high volume applications. Install, set and forget.




## Sensitive

With great power comes great responsibility. The thought of a two ton gate bearing down on your new car or puppy gives us the shivers. Fortunately, the **A10**'s brute force is kept in check by our extremely sensitive anti-crushing protection technology.



## Accessories



**Steel, Nylon RAZ or Nylon angle rack**  
A variety of rack available in different lengths, for different strengths



**CENTSYS Infrared beams**  
Always recommended on any gate automation installation



**P36**  
Passive sensitive edge provides additional protection against crushing



**Theft-resistant cage & padlock**  
Retro-installable steel cage that increases the resistance of the operator against theft



**SMARTGUARDair keypad**  
Cost-effective and versatile wired and wireless keypad, allowing access to pedestrians



**Pedestrian keyswitch**  
Basic key operated switch, allowing for access to pedestrians



**SOLO/Lattice Proximity Access Control System**  
Proximity reader, allowing for access to both pedestrians and vehicles, while offering a higher level of security than a keypad



**POLOphone intercom**  
Allow visitors to communicate with residents inside in order to gain access to the property



**G-SWITCH-22 devices**  
Allows for monitoring and activating the operator, via your phone, from anywhere in the world that has GSM network coverage



**FLUX SA loop detector**  
Allows free-exit of vehicles from the property - requires ground loop to be fitted



**CENTSYS transmitters**  
Available in one, two, three and four button variants. Incorporates ultra-secure code hopping encryption



**Gooseneck**  
Steel pole for mounting intercom gate station or access control reader



**Wheel kits**  
A variety of wheel kits are available from CENTSYS



**DC Converter**  
Provides battery backup to the system

## Technical specifications

	Endurance	Heavyweight
Input voltage	220V - 240V ± 10%, 50Hz (single phase) *	
Motor power supply	220V AC three-phase	
Maximum absorbed current	6A	
Output pinion	20 tooth mod 4	17 tooth mod 4
Gate speed at rated push force		
Standard speed	16m/min	13.6m/min
Sprint speed	30m/min	not applicable
Gate mass - max		
Standard speed	1000kg	2000kg
Sprint speed	600kg	not applicable
Maximum gate length	20m	
Operator push force - rated		
Standard speed	30kgf	35kgf
Sprint speed	22.5kgf	not applicable
Manual override	Lockable lever with key release	
Duty cycle	80% *	
Operating temperature range	-20°C to +50°C	
Anti-crushing sensing	Electronic	
Motor thermal protection	Electronic	
IP rating	44	
Optional battery backup	Yes	
Shipping mass of unit	15kg	

\* 110V 60Hz available to order


♦ Varies with load

● Based on 25°C ambient temperature and unit not in direct sunlight

## DC Converter battery backup module for the A10

A simple connection that enables your A10 to stay on guard when the lights go off

- On-demand battery backup protection
- Brown-out power failure detection
- Battery-protection circuitry
- Thermal overload cut-out
- Integrated battery charger
- Power-saving mode
- System diagnostic outputs



## Technical specifications

DC Converter	
Input voltage	12V DC
DC Converter	220V - 240V ± 10%, 50Hz *
Battery charger	80A peak /30A continuous
Input current	170mA
DC Converter at rated load	310V DC
Battery charger	2A ♦
Rated output voltage	Minimum one open/close cycle *
Batter charger	20% ●
Operating cycles per Ah of capacity	Electronic
Maximum duty cycle	12Ah, but 35Ah is recommended ♦
Thermal protection	IP65 External plastic enclosure
Minimum battery size	330mm x 260mm x 120mm
Enclosure	5kg (excluding battery)
Dimensions	
Shipping mass	

\* Can operate off a solar supply, consult Centurion Systems (Pty) Ltd for assistance

♦ Upgradable on request

● 4m gate at rated thrust

● Based on 25°C ambient temperature and unit not in direct sunlight

♦ Battery housed in separate enclosure